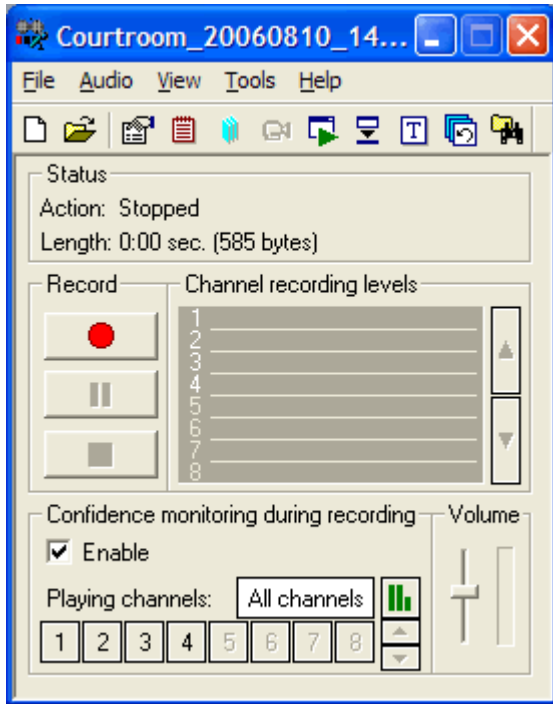
















Liberty Court Recorder

Quick Reference - Recorder Main Window



Button	Description
	Create a new sound file
	Open an existing sound file
	Change application options
	Change file notes
	Show or hide the bookmarks window
	Preview video
	Display Playback window
	Show the thin view
	Create text substitution shortcuts
	Predefined bookmarks
	Find data in files

Button	Description	Menu	Shortcut
	Record	Audio – Record	Ctrl+R
	Pause/Continue	Audio – Pause	Ctrl+U
	Stop	Audio – Stop	Ctrl+T

Menu Item	Use this menu to...
File	Create/open/close files, display/update file notes, display file properties, mirror a file, exit the program.
Audio	Record, pause, stop, play in real time, set channels being played, enable confidence monitoring and the use of a PA system, enable channel-mixing mode for playback.
View	Show/hide different options (i.e toolbar, tooltips, always on top, PA System information, confidence monitoring, and thin view), customize the font, and set configuration options.
Tools	Display Playback window, define text substitution shortcuts, create and use predefined bookmarks, find text in files.
Help	Display online help, display program and registration information, activate trace facility.